



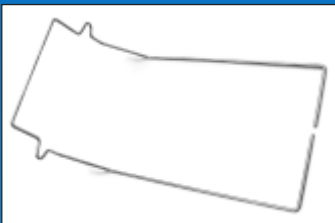
AFE-2DH4  
AFE-2DH6  
AFE-2DH8  
AFE-2DH10  
AFE-3DH4  
AFE-3DH6  
AFE-3DH8  
AFE-3DH10

# ACCUFORM E-SERIES

VALUE IN CNC WIRE BENDING



AFE 3DH shown without safety barrier for display purposes.



**Automated Industrial Machinery, Inc.**

Machine Model	AFE-3DH4	AFE-3DH6	AFE-3DH8	AFE-3DH10
	AFE-2DH4	AFE-2DH6	AFE-2DH8	AFE-2DH10
Wire Diameter Range (Millimeters)*	2mm - 4mm	3mm - 6.5mm	3mm - 10mm	4mm - 10mm
— # — (Inches)*	0.080" - 0.16"	0.12" - 0.25"	0.12" - 0.31"	0.16" - 0.39"
Max. Wire Tensile At Max. Wire Diameter	620 N/mm <sup>2</sup>	620 N/mm <sup>2</sup>	620 N/mm <sup>2</sup>	620 N/mm <sup>2</sup>
— # — (kPSI)	90 kPSI	90 kPSI	90 kPSI	90 kPSI
Max. Wire Length (Meters)	2.7m	2.7m	2.7m	2.7m
— # — (Feet)	8.86'	8.86'	8.86'	8.86'
Center Clamp Width (Millimeters)	45mm	55mm	65mm	75mm
— # — (Inches)	1.77"	2.17"	2.56"	2.95"

## Performance Specifications

### Feeder w/Rotary Straightener Option (Rsx)

Wire Feed Resolution (precision) (Millimeters)	+/- 0.006mm	+/- 0.006mm	+/- 0.006mm	+/- 0.006mm
Wire Feed Resolution (precision) (Inches)	0.0002"	0.0002"	0.0002"	0.0002"
Std. wire feed speed (Meters)	55 m/min	50 m/min	45 m/min	45 m/min
Std wire feed speed (Feet)	180' f/min	165' f/min	148' f/min	148' f/min

### Benders

Bender Resolution (precision)	0.0005°	0.0005°	0.0005°	0.0005°
Max Bender speed	1200°/sec	900°/sec	600°/sec	600°/sec
Max Bender angle	Unlimited	Unlimited	Unlimited	Unlimited

### Carriages (Slides) Bender

Carriage Resolution (Millimeters)	0.01mm	0.01mm	0.01mm	0.01mm
— # — (Inches)	0.0004"	0.0004"	0.0004"	0.0004"
Max. Carriage speed (Millimeters/Sec)	750mm/s	750mm/s	750mm/s	750mm/s
— # — (Inches/Sec)	30	30	30	30

### Rotation/3D on AFE-3DHx models

Rotation-Axis resolution (precision) (Degrees)	0.05°	0.05°	0.05°	0.05°
Max. Rotation Axis speed (Degrees/Sec)	800	800	800	800
Max. Rotation-Axis rotation, Clamped (Degrees)	230°	230°	230°	230°
Max. Rotation-Axis rotation, Program (Degrees)	Unlimited	Unlimited	Unlimited	Unlimited

### Set-Up Time

Same Wire Diameter	5 minutes	5 minutes	5 minutes	5 minutes
Change feeder rollers & Bending tools	30 minutes	30 minutes	30 minutes	30 minutes

### Power & Air Requirements\*

3 phase, 50/60 Hz Voltage**	380V / 460V	380V / 460V	380V / 460V	380V / 460V
Total Installed Power***	50KVA	55KVA	58KVA	65KVA
Air requirements (Metric)***		ALL MODELS - 2 SCFM @ 100 PSI		
Air requirements (SAE)***		ALL MODELS - 57 LPM @ 7 Bar		

### Dimensions & Weight

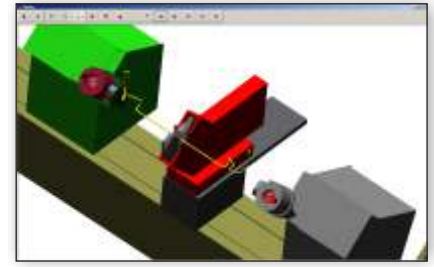
Width, Depth & Height (meters)	4.3m x 1.5m x 2m	4.3m x 1.5m x 2m	4.3m x 1.8m x 2m	4.3m x 1.8m x 2m
— # — (feet)	14' x 5' x 6.6'	14' x 5' x 6.6'	14' x 5.9' x 6.6'	14' x 5.9' x 6.6'
Gross Weight (Shipping) (Kg)	1951 Kg	2042 Kg	2269 Kg	2495 Kg
Gross Weight (Shipping) (Lbs)	4300 Lbs	4500 Lbs	5000 Lbs	5500 Lbs

\* Additional tooling required for less than 2mm wire diameter

\*\* Please specify on order

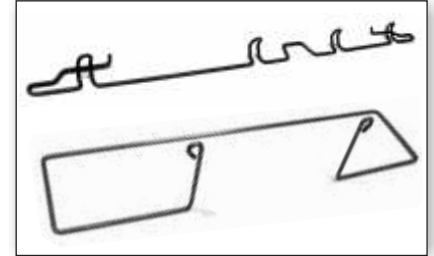
\*\*\* This data is options specific. Please consult factory!

specifications are subject to change without any previous notice




Live 3D Preview

SmartEditor® offers machine graphics simulation and collision detection that makes complicated part programming simple!



Complex Parts made fast & easy!  
Having two bending heads is a great advantage for long parts, superior accuracy and high production rates.



CAD Representation  
SmartEditor® part drawing is generated with data entered.



RS10 Straightener Module  
Dual contra rotating straighteners for minimal torsion.

Automated Industrial Machinery, Inc. ©2024  
The Manufacturer Reserves the right to alter any data and/or photos provided in this brochure without notice.

FORMING OUR FUTURE WITH YOURS

WWW.AIMMACHINES.COM

AIM, Inc.  
14103 McCormick Drive,  
Tampa, FL 33626 U.S.A.  
Tel: +1 813.818.8222  
sales@aimmachines.com

For online videos visit:  
www.youtube.com/wirebenders

**AIM inc**  
Automated Industrial Machinery, Inc.